


AT-BPF-5075-15: 50-75GHz Band-Pass Filter, WR-15



Product Overview

AT Microwave offers high performance band waveguide band-pass filter from 26.5-170GHz. Other frequency bands and rejection requirement can provide according to request.

Based on our excellent design work, precise machine tolerance and outstanding quality plating, we can provide band pass filter with low insertion loss, good return loss and high rejection at the same time.

More information, please visit www.atmicrowave.com

Advantages

- ✓ Low Insertion Loss
- ✓ Good Return Loss
- ✓ High Stop Band Suppression
- ✓ Sharp Roll-Off

Application

- ✓ Automotive Radar Test
- ✓ FOD (Foreigner Objects Debris)
- ✓ Test Equipment
- ✓ ROF (RF Over Fiber)
- ✓ Radar System

Key Features

Parameter	Min	Typical	Max
Passband Frequency		50-75GHz	
Passband Insertion Loss		-2.0 dB	-3.0dB
Passband Return Loss	-10	-15 dB	
Low End Rejection: 45GHz	-30	-40dBc	
High End Rejection: 80GHz	-30	-40dBc	
Spec Temp		25C	





AT-BPF-5075-15

V Band Waveguide Band-Pass Filter, WR-15

Mechanical Information

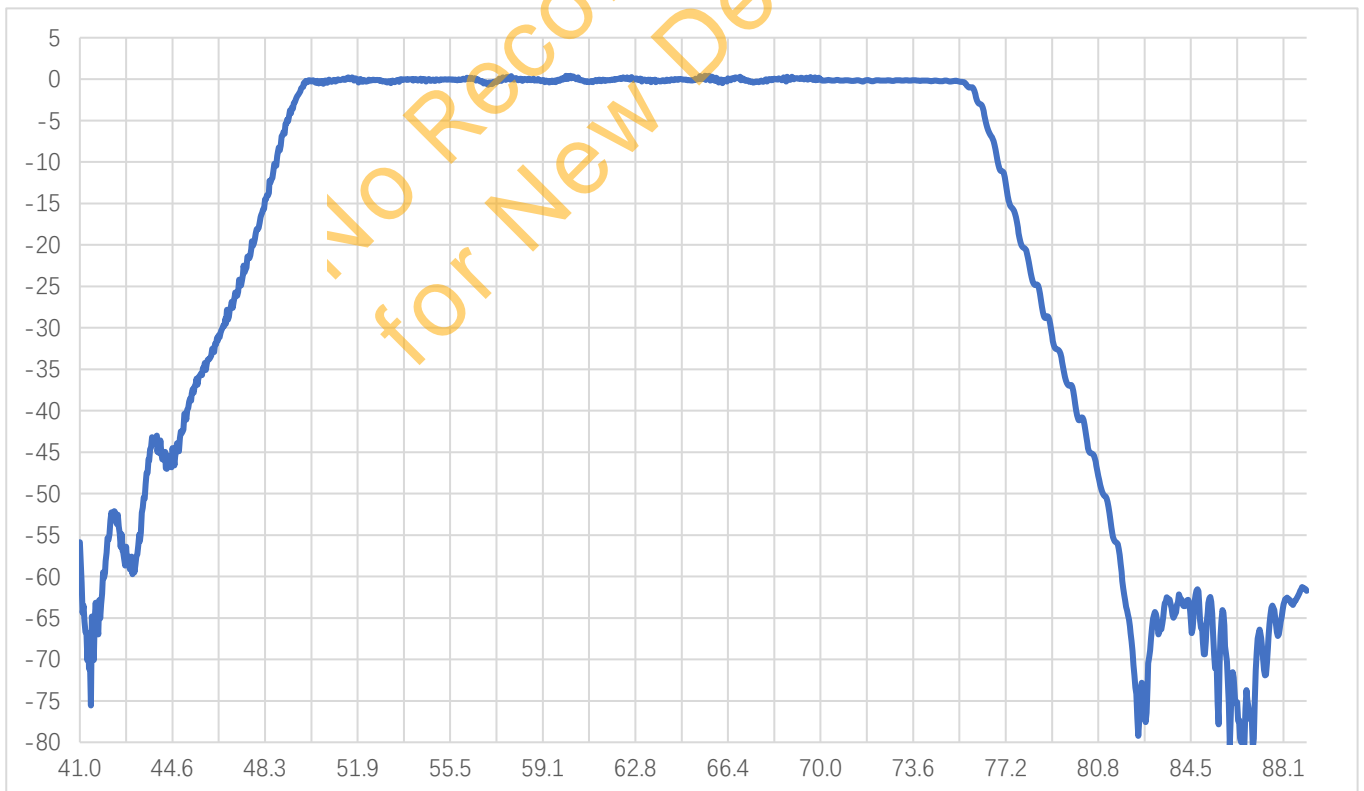
Item	Description
Input Port	WR-15
Output Port	WR-15
Case Material	Brass
Finish	Gold Plated
Weight	35g
Size:	See Dimension

Absolute Maximum Ratings Table

Parameter	Value
Operating Temperature	-40 to +85C
Storage Temperature	-65 to +150C

Test Result

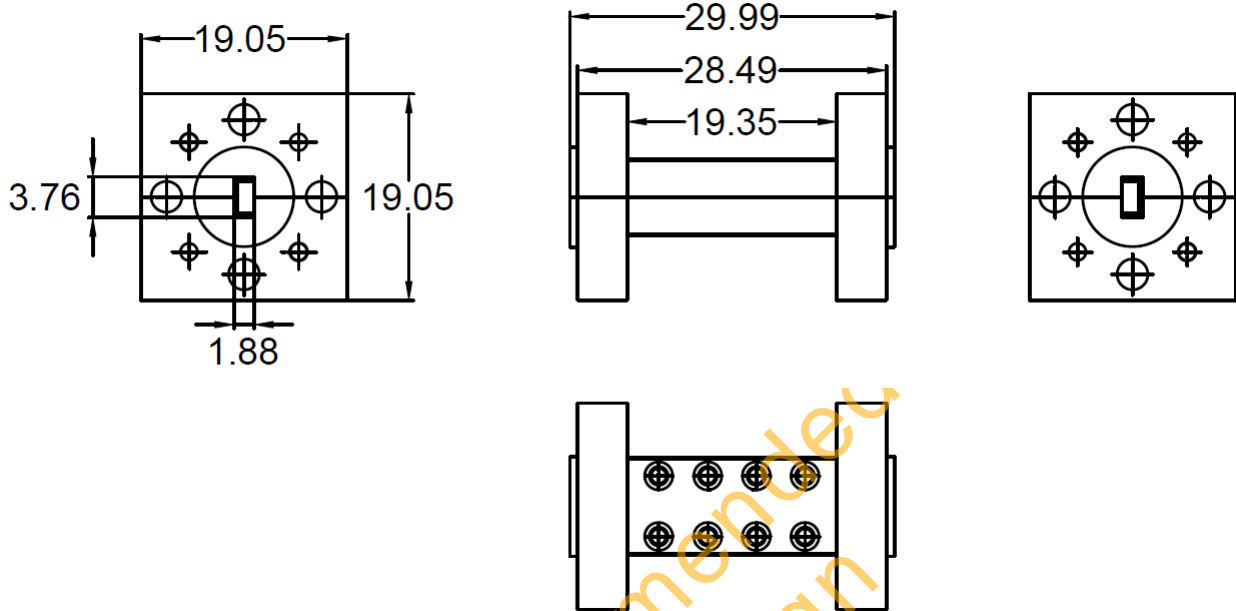
Performance may vary slight from unit to unit.



S21 vs Frequency



Dimension (mm)



No Recommendation
for New Design

